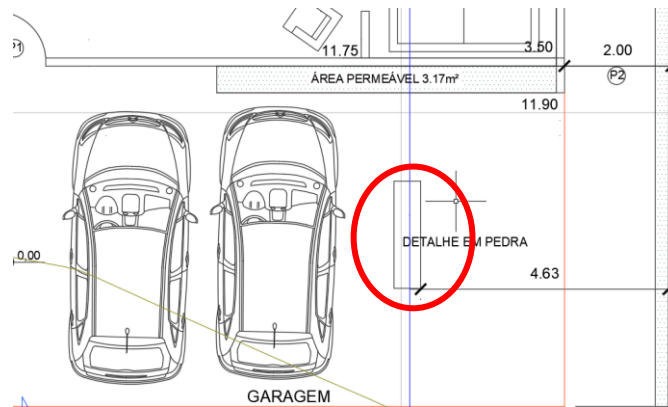


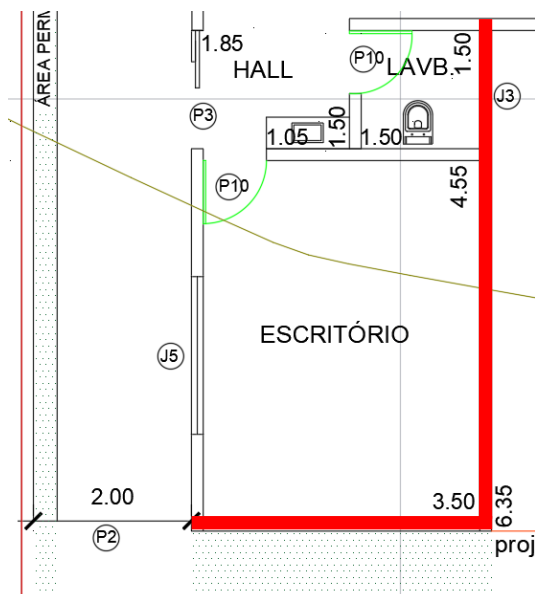
Pedra

Detalhe pilar da garagem:



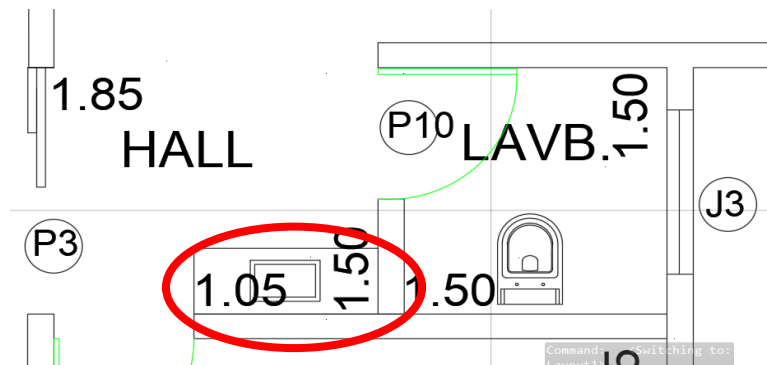
$$2,00 + 2,00 + 0,50 + 0,50 \times 3\text{m pé direito} = 15\text{m}^2$$

Fachada escritório:



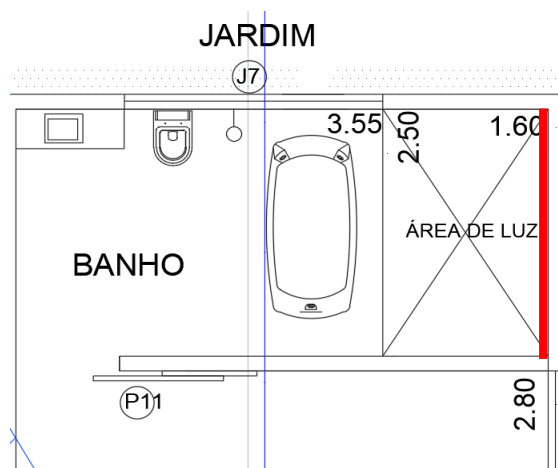
$3,80+6,35=10,15 \times 2,70 \text{m}^2 \text{ pé direito}=27,40 \text{m}^2$

Hall banheiro:



$1.05 \times 3 \text{m pé direito}=3,15 \text{m}^2$

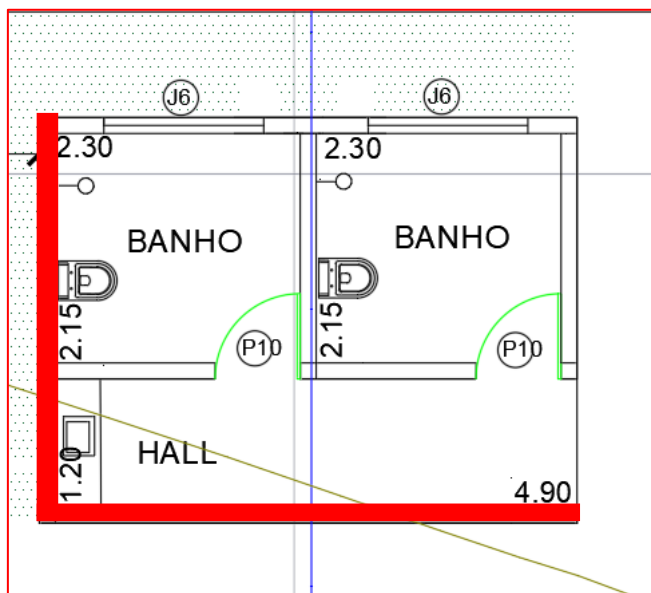
Área de luz banheiro master:



$2,50 \times 2,00 \text{ pé direito}=5 \text{m}^2$

Detalhe banheiros do fundo:

$3,80 + 5,05 = 8,85 \times 4,5 \text{ m pé direito} = 39,80\text{m}^2$



Total: 90m²